



How to Make Corn Husk Dolls

MATERIALS:

String
Scissors
9 – 12 pieces of corn husk
Fabric (optional)

Helpful Hint If you use fresh corn husks to make corn husk dolls, the husks shrivel as they dry and the string loosens. To ensure the dolls stay the way you want them, let the husks dry in the sun for a few days before assembling dolls.



BROUGHT TO YOU BY SNOWWOWL.COM

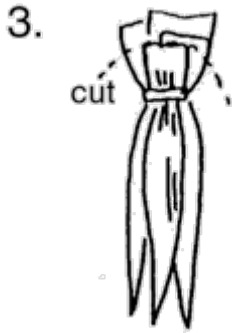
DIRECTIONS



Take four cornhusks and arrange them in as shown.



Using a small piece of string, tie the straight ends together tightly.



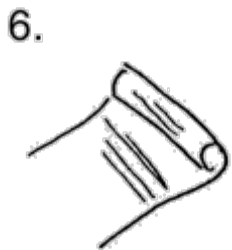
Trim and round the edges with scissors.



Turn upside down and pull long ends of husks down over the trimmed edges.



Tie with string to form the "head."



Take another husk, flatten it, and roll into a tight cylinder.



Tie each end with string. This forms the doll's arms.

8.



Fit the arms inside of the long husks, just below the "neck."

9.



Tie with string, as shown, to form a "waist."

10.



Drape a husk around the arms and upper body in a criss-cross pattern to form "shoulders."

11.




Take four or five husks, straight edges together, and arrange around waist. These form a "skirt" for the doll.

12.



Tie with string.

13.



If desired, follow the diagram to form legs for the doll. Tie legs with small strips of husks as indicated. Finish off the doll by tying small strips of husk around the neck and waist to hide the string. Small scraps of cloth may be used to dress the doll



<http://www.snowwowl.com/naartcornhuskdollPF.html>

Corn husks can be used to make a variety of toys. Examples include: Corn husk dolls, corn husk babies, and corn husk animals. The possibilities are endless!

What Can You Do With Handmade Corn Husk Dolls?

- Make a child smile! Corn husk dolls are easy to make and fun to play with. They encourage dramatic and creative play
- Start a small business, making and selling corn husk dolls in your village. Kiva connects small businesses in developing countries to individual lenders. www.kiva.org
- International Sales: sell your corn husk dolls to customers worldwide



Ten Thousand Villages sells handicrafts from countries around the world, paying the artisans fair wages. <http://www.tenthousandvillages.com/home.php>

Global Exchange has an online store, which operates according to Fair Trade Criteria. <http://store.gxonlinestore.org/>

Village Volunteers

5100 S. Dawson St. Suite 105 • Seattle, WA 98118

206.577-0515 • info@villagevolunteers.org

www.villagevolunteers.org